


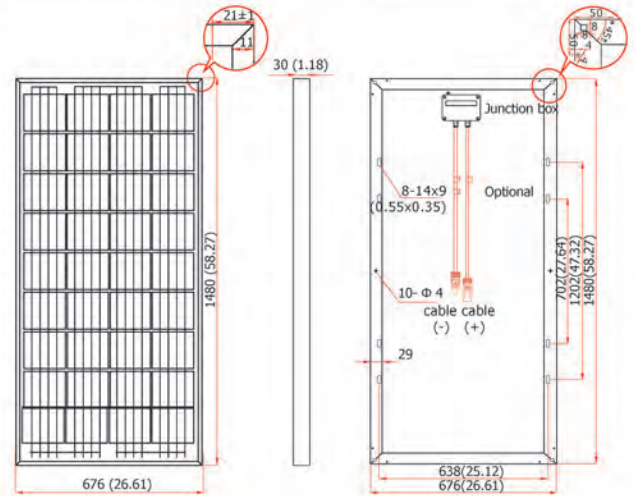
# POLYCRYSTALLINE

## MODULE 150W - 160W



SOLAR MODULE:  
SDP-150, SDP-160

### PHYSICAL CHARACTERISTICS Unit: mm (inch)



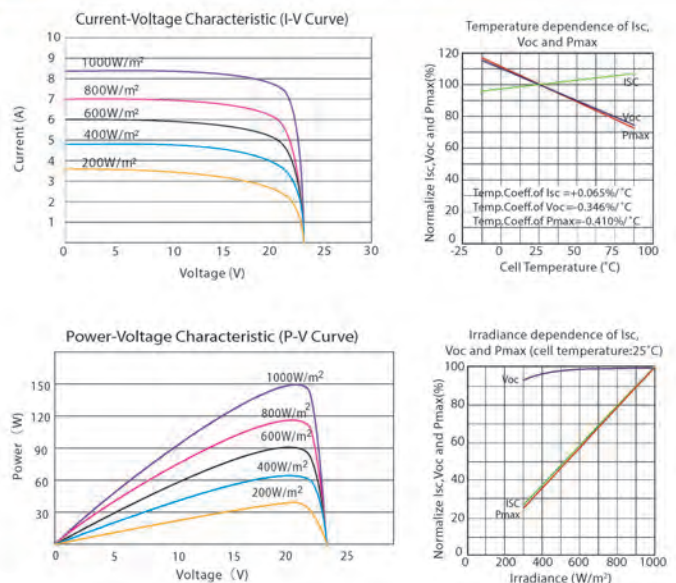
### ELECTRICAL SPECIFICATIONS

Model Type	SDP-150	SDP-160
Nominal Maximum Power (Pmax)	150W	160W
Optimum Operating Voltage (Vmp)	17.80V	18.00V
Optimum Operating Current (Imp)	8.43A	8.89A
Open Circuit Voltage (Voc)	21.96V	22.12V
Short Circuit Current (Isc)	8.65A	9.27A
Module Efficiency	14.50%	16.00%
Cell Efficiency	17.12%	18.26%
Power Tolerance	0 to +5W	
Maximum System Voltage	DC 1000V	
Operating Temperature	-40°C ~ +85°C	
Maximum Series Fuse Rating	15A	
Number of Bypass Diode	2	

### MECHANICAL DATA

Cell Type	156mm x 156mm
Cell Arrangement	36 cells in series
Dimensions	1480 x 676 x 30 mm
Weight	11.18kg
Front Cover	3.2mm tempered glass
Frame Material	Anodized aluminium alloy
J- Box	IP65, 2 diodes
Cable	2.5mm <sup>2</sup> (IEC) / 12AWG (UL), 900mm (650mm is optional)
Connectors	MC4 or MC4 compatible

### ELECTRICAL CHARACTERISTICS



### TEMPERATURE CHARACTERISTICS

Temperature Coefficient (Pmax)	-0.410% / °C
Temperature Coefficient (Voc)	-0.346% / °C
Temperature Coefficient (Isc)	0.065% / °C
Nominal Operating Cell Temperature	45.3 ± 2 °C