
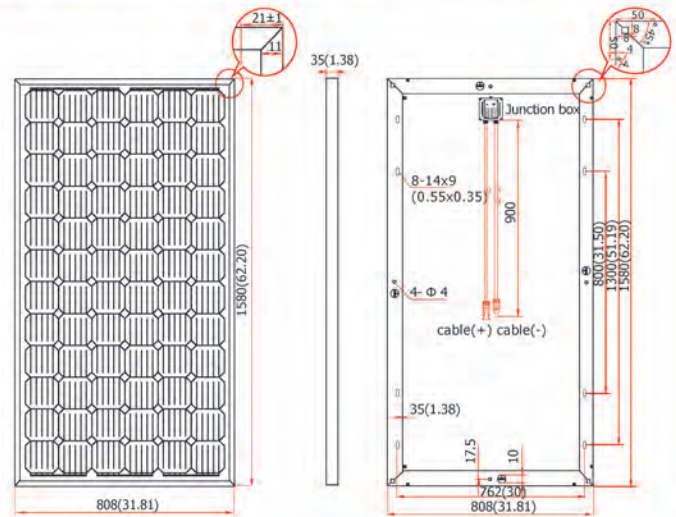


MONOCRYSTALLINE MODULES 190W - 210W



SOLAR MODULE:
SDM-190, SDM-195, SDM-200,
SDM-205, SDM-210

PHYSICAL CHARACTERISTICS Unit: mm (inch)



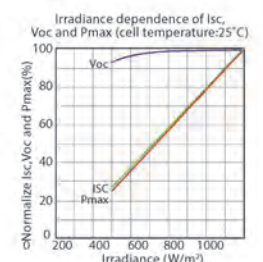
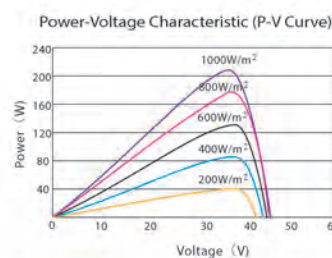
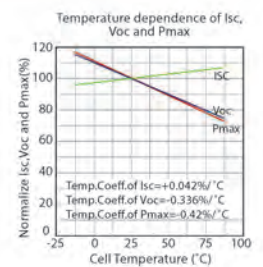
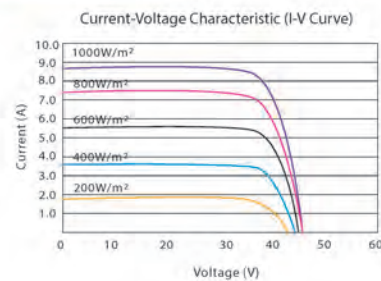
ELECTRICAL SPECIFICATIONS

Model Type	SDM-190	SDM-195	SDM-200	SDM-205	SDM-210
Nominal Maximum Power (Pmax)	190W	195W	200W	205W	210W
Optimum Operating Voltage (Vmp)	36.10V	36.60V	37.66V	38.30V	38.50V
Optimum Operating Current (Imp)	5.27A	5.32A	5.32A	5.35A	5.45A
Open Circuit Voltage (Voc)	43.37V	43.87V	44.93V	45.57V	45.73V
Short Circuit Current (Isc)	5.77A	5.83A	5.84A	5.88A	5.93A
Module Efficiency	14.88%	15.27%	15.66%	16.05%	16.45%
Cell Efficiency	17.25%	17.60%	18.00%	18.60%	19.00%
Power Tolerance	0 to +3%				
Maximum System Voltage	DC 1000V				
Operating Temperature	-40°C ~ +85°C				
Maximum Series Fuse Rating	20A				
Number of Bypass Diode	3				

MECHANICAL DATA

Cell Type	125mm x 125mm
Cell Arrangement	72 cells in series
Dimensions	1580 x 808 x 35 mm
Weight	15.60kg
Front Cover	3.2mm tempered glass
Frame Material	Anodized aluminium alloy
J-Box	IP65, 3 diodes
Cable	4mm (IEC) / 12AWG (UL), 1000mm (650mm is optional)
Connectors	MC4 or MC4 compatible

ELECTRICAL CHARACTERISTICS



TEMPERATURE CHARACTERISTICS

Temperature Coefficient (Pmax)	-0.420% / °C
Temperature Coefficient (Voc)	-0.336% / °C
Temperature Coefficient (Isc)	0.042% / °C
Normal Operating Cell Temperature	45.3 ± 2 °C